

TERATILE PROLIX EXTRA

Extra strength tile adhesive (Deformable)



Description:

Teratile Prolix Extra is high polymer modified extra strength adhesive for fixing tiles, natural & artificial stone on interior and exterior floors & walls. It is composed of ordinary Portland cement, properly selected & graded aggregates & polymers.

Uses:

- Permanent fixing of ceramic, glass mosaic, vitrified tiles, all stones dense and large dimension (> 300mm x 300mm) having porosity less than or equal to 3% for both internal & external application of tiles for wet area, dry area & submerged conditions.
- Suitable for fixing tiles of size upto 600mm x 600mm and bed thickness upto 6mm and can be extended upto 12mm thickness in a area of limited extent.

Advantages/Characteristics:

- Can be used in internal , external and submerged conditions
- Tropical grade to suit working conditions
- Good open wet time
- Good Slip resistance on vertical application
- High adhesion strength
- Single component - ease of application
- Non shrink - excellent bond with the substrate
- Very High Polymer modified
- Excellent tensile & shear adhesion
- Excellent Water & frost resistance

Product Applicable Substrates:

- Concrete & Concrete Masonry
- VDF / Tremix Concrete

- Cement Mortar Beds
- Cement Plaster
- Hard natural and reconstituted stone

Not Recommendations:

Do not use Teraile Prolix Extra on,

- Wood or wood agglomerates
- Gypsum board or expanded cement
- Metallic, rubber, PVC, linoleum surfaces
- For fixing glass mosaics
- On heated or existing floors
- On prefabricated concrete or surfaces subject to strong movement

Product Standard Compliance:

- IS 15477:2019 (CM/L-7600053713)
- EN 12004 & ISO 13007, ANSI A118.4 EN 1348, EN1542

Company Standard Compliance:



Application Procedure:

Surface Preparation:

The surface must be cured, mechanically resistance, free from loose particles, oil, grease, paint, wax & sufficiently dry.

The cementitious substrates must not be subjected to shrinkage or strong movement after tile installation.

Preparation of Mixture:

Add 20 kg of tile adhesive powder into 5.2 liter of

water in a bucket and blend properly with electric blender.

Application of the mixture:

Teratite Prolix Extra is applied on the substrate with a notched trowel in order to achieve a minimum uniform thickness of 2mm. Press firmly the tile into the substrate for certain seconds to ensure good contact with the adhesive. It is compulsory for better and full adhesion, apply Teratite Prolix Extra on both: back of the tile & substrate.

Important Points for Tile Application:

It is not necessary to wet the tiles before installation; only in the case of very dusty backs, washing is recommended by immersing in clean water. The tiles must be installed in the normal way, pressing firmly to ensure good contact with the adhesive. The open time of Teratite Prolix Extra under normal conditions of temperature and humidity is minimum 20 minutes. Unfavourable conditions (dry wind, high temperatures) as well as a very absorbent substrate could drastically reduce the open time to a few minutes.

It is necessary to constantly check that no superficial film has been formed on the adhesive surface and it is still fresh. In case of the superficial film being formed, the adhesive must be re-applied with the notched trowel. Wetting the adhesive after it has formed a skin is not recommended because the water forms an anti-adhesion film instead of dissolving it. Gaps must be left in-between the tiles varying from 2 mm to 5 mm depending on the tile formats. Eventual adjustment of the tiles must be done within 20 minutes from the installation. Tiles installed with Teratite Prolix Extra must be protected from the frost for 5-7 hours after installation.

Cleaning:

Tools and hands can be cleaned with water, tile surface can be cleaned with a damp cloth.

Limitations:

Teratite Prolix Extra should not be used when the temperature is below 5°C and falling. The product should not be exposed to moving water during application. If any doubt arise concerning temperature or substrate conditions, consult Redwop office.

Technical Information:

Properties	Specification
Appearance	Grey/ White Powder
Grade	Type-IV, C2TES2
Bulk density	1.50 g/cm ³
Dry Solid Content	100 %

pH of the mixture	About 11 - 12
Tensile adhesion strength @ 28 days Dry Condition Wet Condition (IS 15477:2019, EN 12004)	> 2.50 N/mm ² > 1.50 N/mm ²
Shear adhesion strength @ 28 days Dry Condition Wet Condition (IS 15477:2019, EN 12004)	> 3.50 N/mm ² > 1.50 N/mm ²
Adjustability in min @20°C (IS 15477:2019, EN 12004)	> 20
Open time in min @20°C (IS 15477:2019, EN 12004)	> 20
Slip resistance in mm (IS 15477:2019, EN 12004)	< 0.5
Pot life @ 27°C	Approx. 2 hours
Deformability	S2
Application temperature	From +5 ° C to +40 ° C
Wall grouting	After 10-12 hours
Floor grouting	After 1 day
Set to light foot traffic	24 hours
Ready for use	14 days
Emicode	EC1 R Plus - Very Low Emmisions

***C1/C2=Tiles Type T- Slip Resistance E- Open time, Type- I, II, III, IV, V**

Bonding Agent:

- To increase the bonding strength of tile adhesive, apply our ADMIX XTRA BOND.
- It is recommended for granite & artificial stone.
- Mix Part-A & Part-B of ADMIX XTRA BOND in the specified weight ratio then apply it on back surface of stone and allow it to dry for 24 hours.

Coverage:

40 ft² per 20 kg @ 3mm thickness.

Packaging:

TERATILE PROLIX EXTRA is supplied in 20 & 40 kg bags.

Storage:

Store in dry condition in the original, unopened bags or packs. If stored at high temperature or high humidity conditions the shelf life may be reduced.

Shelf-Life:

24 months stored in a dry place in the original sealed packaging.

Health & safety:

Teratile Prolix Extra contains cement powders which, when mixed with water or upon becoming damp, release alkalis which can be harmful to the skin.

During use, avoid inhalation of the dust and contact with skin or eyes. Wear suitable protective clothing i.e. Mask - eye protection, gloves and respiratory equipment.

In case of contact with the skin, rinse with plenty of clean water, then cleanse thoroughly with soap and water.

In case of contact with eyes, rinse immediately with plenty of clean water and seek medical advice. If swallowed seek medical attention immediately - do not induce vomiting.

Fire:

Teratile Prolix Extra tile adhesive is non- flammable.

Professional Products Information:**Warning:**

Although the all technical details and recommendations contained in this product data sheet correspond to the best of our knowledge and experience, all the above information must, in every case, be taken as merely indicative and subject to confirmation after long-term practical application; for this reason, anyone who intends to use the product must ensure beforehand that it is suitable for the envisaged application. In every case, the user alone is fully responsible for any consequences deriving from the use of the product.

Please refer to the current version of the technical Datasheet, available from our website redwop.net

Value Base:

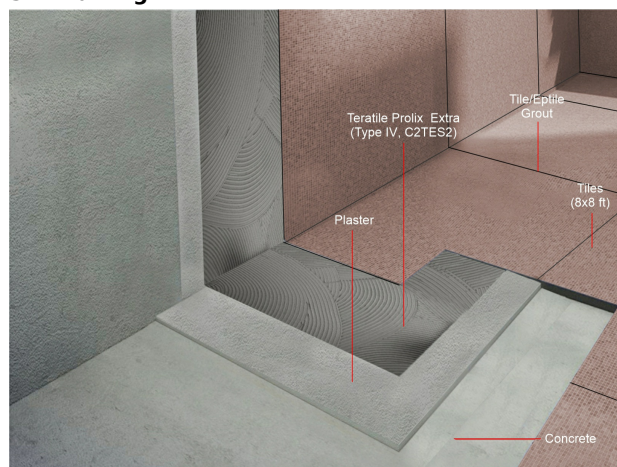
All technical data stated in this product datasheet are based on laboratory tests. Actual measured data may vary due to circumstances beyond our control.

Legal Notice:

The contents of this technical datasheet may be Copied into another project-related document, but The resulting document shall not supplement or Replace requirements per the TDS in force at the time of the REDWOP product installation.

The most up-to-date TDS can be downloaded from our website redwop.net.


ANY ALTERATION TO THE WORDING OR REQUIREMENTS CONTAINED OR DERIVED FROM THIS TDS EXCLUDES THE RESPONSIBILITY OF REDWOP.

3D Drawing:



This symbol is used to identify Redwop products which give off a low level of volatile organic compounds(VOC) as certified by GEV (Gemeinschaft Emissionskontrollierte Verlegewerkstoffe, Klebstoffe und Bauprodukte e.V.), an international organisation for controlling the level of emissions from products used for floors.

IS : 15477




This symbol identifies that the products maintain its parameter with consistency & checked frequently as per BIS department and provided quality assurance.


CM/L-7600053713




Our Commitment To The Environment Redwop products assist Project Designers and Contractors create innovative LEED (The Leadership in Energy and Environmental Design) certified projects, in compliance with the U.S. Green Building Council.




ISO/IEC 17025 enables laboratories to demonstrate that they operate competently and generate valid results, thereby promoting confidence in their work both nationally and around the world.




It is the practice of increasing efficiency with which buildings use resources- energy, water and materials-while reducing building impacts on human health and the environment.



ISO 45001 is the world's international standard for occupational health and safety, issued to protect employees and visitors from work-related accidents and diseases.



ISO 9001:2015 is a globally recognized standard for quality management systems (QMS). It helps organizations of all sizes and sectors to: Improve performance, Meet customer expectations, Demonstrate commitment to quality, and Identify and improve processes that lack consistency.



ISO 14001 is the internationally recognized standard for environmental management systems (EMS). It provides a framework for organizations to design and implement an EMS, and continually improve their environmental performance