


NERPU

Plastic Emulsion Paint
Non-Washable



Description:

Nerpu Plastic Emulsion gives a smooth finish to the wall. It is a smart choice if you have been previously using distemper.

Product Features:

A Smart Upgrade

Nerpu is the perfect way to make a smart upgrade from distempers. It offers the finish of plastic paint, at a cost that is not too different from distemper. It gives more coverage than distemper, so you need less material. It also lasts for longer than distemper.

Smooth finish

Nerpu offers your walls a smooth emulsion finish, making it the perfect value for money paint.

Colour

Nerpu offers a wide range of shades . So you can choose your favourite colours for your home.

Company Standard Compliance:



Technical Information:

| Properties | Specification |
|---------------------|---------------|
| Finish | Matt |
| Surface Drying Time | 30 min |

| | |
|---|----------------------------|
| Sheen Level | 2 - 5 at 60 deg GH |
| Flash point (IS 101/1987 Part 1, Sec 6) | NA |
| Stability of thinned paint | To be used within 24 hours |

Direction For Use:

Pre Painting Steps

Plaster

New masonry surfaces must be allowed to cure completely. It is recommended to allow 28 days as the curing time for new masonry surfaces.

Cleaning

Surface should be free from any loose paint, dust or grease. Growths of fungus, algae or moss should be removed by wire brushing and water.

Filling for Holes & Dents

In case of dents and holes use Redwops Acrylic Wall Putty or white cement and fine sand in the ratio 1:3.

Application Procedure

Apply first coat of Nerpu by brush/roller/spray. After 4 to 5 hours apply second coat of Nerpu.

Coverage:

On normal masonry surface after brushing

@ 1 COAT 140-160 sq.ft/ltr**

@ 2 COATS 70-80 sq.ft/ltr**

**Actual coverage may vary from the quoted coverage due to factors such as method and condition of application and surface roughness and porosity.

Packaging:

Nerpu is supplied in 1ltr, 4 ltr & 20 ltr containers.

Shelf-life:

3 years from date of manufacture in original tightly closed containers. Keep the container away from direct sunlight and excessive heat.

Post Painting Care:

For the best performance of the paint, ensure proper washing and cleaning of all algal and fungal growth, if any, at regular intervals of six months.




Precautions:

- Do not apply when ambient temperature is less than 10°C or if the temperature might drop to this level within 4 hrs of application.
- Do not over-thin or over-extend the brush.
- Stir well and strain before use.
- Tinted paints need thorough shaking immediately after tinter addition as well as before use.

Health & Safety:

- Kindly refer to the MSDS for Nerpu which gives detailed information on safety measures while handling the paint, which is available on request.
- Store the container with the lid tightly closed in an upright position, in a cool, dry place
- Keep out of reach of children and away from eatables.
- May be harmful if swallowed. In case of ingestion seek immediate medical attention.
- Wear eye protection during application. In case of contact with eyes, rinse immediately with plenty of water and seek medical advice.
- In case of skin contact immediately wash skin with soap and plenty of water. Get medical attention if irritation develops or persists.
- Do not breathe vapour or spray. It is recommended to wear suitable nose pad during sanding and surface preparation to avoid dust inhalation.
- Do not pour leftover paint down the drain or in water courses.
- In the event of spills, contain spillage using sand or earth.
- No added Lead, Mercury or Chromium compounds.

| | |
|---|---|
|  | It is the practice of increasing efficiency with which buildings use resources- energy, water and materials-while reducing building impacts on human health and the environment. |
|  | ISO 45001 is the world's international standard for occupational health and safety, issued to protect employees and visitors from work-related accidents and diseases. |
|  | ISO 9001:2015 is a globally recognized standard for quality management systems (QMS). It helps organizations of all sizes and sectors to: Improve performance, Meet customer expectations, Demonstrate commitment to quality, and Identify and improve processes that lack consistency. |
|  | ISO 14001 is the internationally recognized standard for environmental management systems (EMS). It provides a framework for organizations to design and implement an EMS, and continually improve their environmental performance |

| | |
|---|--|
|  | This symbol is used to identify Redwop products which give off a low level of volatile organic compounds (VOC) as certified by GEV (Gemeinschaft Emissionskontrollierte Verlegewerkstoffe, Klebstoffe und Bauprodukte e.V.), an international organisation for controlling the level of emissions from products used for floors. |
|  | Our Commitment To The Environment Redwop products assist Project Designers and Contractors create innovative LEED (The Leadership in Energy and Environmental Design) certified projects, in compliance with the U.S. Green Building Council. |
|  | ISO/IEC 17025 enables laboratories to demonstrate that they operate competently and generate valid results, thereby promoting confidence in their work both nationally and around the world. |

Country: India

RCPL/QA/025-00

issue Date: 01.12.2024



REDWOP CHEMICALS PVT. LTD.

Head Office Regd. Office: 2nd Floor, Pearlplaza Complex, Nr. GT Sheth School, 150 ft. Ring Road, Rajkot Gujarat 360005 India

✉ info.redwop@gmail.com 🌐 http://redwop.net 📞 9724655551 📠 0281 2576664