

# LUTIMA

## Finishes for Exterior Walls



### Description:

Lutima Advanced Anti-algal Weather Proof is a water-based, 100% Acrylic smooth emulsion with silicon additives that offers an anti-algal and high performance exterior wall finish.

### Product Features:

#### Colour Stay™ Technology

Lutima uses specially formulated highperformance colour pigments and binder technology, which offer excellent resistance to ultraviolet radiation. This ensures brighter, cleaner shades that will not fade, ensure your home continues to look beautiful over time.

#### Advanced Anti-algal Formula

Lutima contains an advanced Anti-algal Formula which fights the formation of algae and keeps away ugly black spots from your walls

#### Excellent Dirt Pick up Resistance

Lutima is designed with a unique Dirt Pick Up Resistance (DPUR) property. It fights dust from settling on the wall surface and thereby retains the initial beauty.

#### Sheen

Lutima offers excellent sheen, giving your newly painted home a classy finish.

### Company Standard Compliance:



### Technical Information:

Properties	Specification
Color	Wide Range of Shades
Finish	Smooth & Rich Sheen
Surface Drying Time	30 min
Sheen Level	3 - 12 at 60 deg GH
Flash point IS101/1987 Part 1, Sec 6	NA
Stability of thinned paint	To be used within 24 hours

### Direction for Use:

#### Pre Painting Steps

#### Plaster

New masonry surfaces must be allowed to cure completely. It is recommended to allow 28 days as the curing time for new masonry surfaces.

## Cleaning

Surface should be free from any loose paint, dust or grease. Growths of fungus, algae or moss should be removed by wire brushing and water.

## Filling For Cracks

For filling cracks upto 3mm use Redwop Seal Crack.

## Filling for Holes & Dents

In case of dents and holes use Redwops Acrylic Wall Putty or white cement and fine sand in the ratio 1:3.

## Application Procedure

Apply first coat of Lutima by brush/roller/spray. After 4 to 5 hours apply second coat of Lutima.

## Coverage:

On normal masonry surface by brushing

1 COAT @ 10 - 12 sq.m/l\*\*

2 COATS @ 5 - 6 sq.m/l\*\*

## Packaging:

Lutima is supplied in 200ml, 1ltr, 4 ltr, 10 ltr & 20 ltr containers.

## Shelf-Life:

3 years from date of manufacture in original tightly closed containers away from direct sunlight and excessive heat.

## Post Painting Care:

For the best performance of the paint, ensure proper washing of the painting surface and cleaning of all algal and fungal growth, if any, at regular intervals of six months.




## Precautions:

- Do not apply when ambient temperature is less than 10°C or if the temperature might drop to this level within 4 hrs of application.
- Do not over-thin or over-extend the brush.
- Stir well and strain before use.
- Tinted paints need thorough shaking immediately after tinter addition as well as before use.

## Safety Features:

- Kindly refer to the MSDS for Lutima which gives detailed information on safety measures while handling the paint, which is available on request.
- Store the container with the lid tightly closed in an upright position, in a cool, dry place.
- Keep out of reach of children and away from eatables.
- May be harmful if swallowed. In case of ingestion seek immediate medical attention.
- Wear eye protection during application. In case of contact with eyes, rinse immediately with plenty of water and seek medical advice.
- In case of skin contact immediately wash skin with soap and plenty of water. Get medical attention if irritation develops or persists.
- Do not breathe vapour or spray. It is recommended to wear suitable nose pad during sanding and surface preparation to avoid dust inhalation.
- Do not pour leftover paint down the drain or in water courses.
- In the event of spills, contain spillage using sand or earth.
- No added Lead, Mercury or Chromium compounds.
- Left-Over Paint Disposal: Left-over paint/drums should not be disposed in soil/drains. Consumers should consult a local recycling agency for proper disposal of paint/drums

 Indian Green Building Council	It is the practice of increasing efficiency with which buildings use resources- energy, water and materials-while reducing building impacts on human health and the environment.
 CERTIFIED COMPANY ISO 45001:2018	ISO 45001 is the world's international standard for occupational health and safety, issued to protect employees and visitors from work-related accidents and diseases.
 CERTIFIED COMPANY ISO 9001:2015	ISO 9001:2015 is a globally recognized standard for quality management systems (QMS). It helps organizations of all sizes and sectors to: Improve performance, Meet customer expectations, Demonstrate commitment to quality, and Identify and improve processes that lack consistency.
 CERTIFIED COMPANY ISO 14001:2015	ISO 14001 is the internationally recognized standard for environmental management systems (EMS). It provides a framework for organizations to design and implement an EMS, and continually improve their environmental performance

 GEV-EMICODE Ec1 PLUS Very low emission	This symbol is used to identify Redwop products which give off a low level of volatile organic compounds (VOC) as certified by GEV (Gemeinschaft Emissionskontrollierte Verlegewerkstoffe, Klebstoffe und Bauprodukte e.V.), an international organisation for controlling the level of emissions from products used for floors.
 GREEN INNOVATION	Our Commitment To The Environment Redwop products assist Project Designers and Contractors create innovative LEED (The Leadership in Energy and Environmental Design) certified projects, in compliance with the U.S. Green Building Council.
 CERTIFIED COMPANY ISO/IEC 17025:2017	ISO/IEC 17025 enables laboratories to demonstrate that they operate competently and generate valid results, thereby promoting confidence in their work both nationally and around the world.

Country: India

RCPL/QA/025-00

issue Date: 01.12.2024