

EMURA Glossy Bharat

Finishes for Interior Walls



Description:

Emura Glossy Bharat is an exquisite emulsion paint that provides luxurious finish and a silky glowing appearance to your walls that lasts for a very long time. It is water based 100% Acrylic interior wall finish which leads to a soft regal glow to the interiors of the room.

Product Features:

- A silky sheen finish with outstanding stain resistant properties and unmatched single coat opacity
- It offers outstanding dirt removal properties with hydrophobic stains such as lipstick, crayon and hydrophilic stains such as shoe polish, ketchup, tea, coffee and most of household stains.
- It has excellent hiding power and coverage.

Company Standard Compliance:



Technical Information:

Properties	Specification
Color	Wide range of selection
Finish	Smooth & Low Sheen
Surface Drying Time	30 min
Flash point IS101/1987 Part 1, Sec 6	N/A

Gloss/Sheen Level	1-10 at 60 deg GH
Stability of thinned Paint	To be used within 24 hours

How to Use:

PRE PAINTING STEPS

Plaster

New masonry surfaces must be allowed to cure completely. It is recommended to allow 28 days as the curing time for new masonry surfaces.

Filling for Cracks

For filling cracks upto 3mm use Redwop Seal Crack.

Cleaning

Surface should be free from any loose paint, dust or grease. Growths of fungus, algae or moss should be removed by wire brushing and water.

Filling for Holes & Dents

In case of dents and holes use Redwop Wall Putty or white cement and fine sand in the ratio 1:3

Application Procedure

Apply first coat of Emura Glossy Bharat brush/roller. After 4 to 5 hours apply second coat of Emura Glossy Bharat.

Coverage:

On normal masonry surface after trusting/holler

1 COAT @220-240 sq.ft/ltr

2 COATS @85-130 sq.ft/ltr

Packaging:

Emura Glossy Bharat is supplied in 1ltr, 4 ltr, 10 ltr & 20 ltr containers.

Shelf-Life:

3 years from date of manufacture in original tightly closed container away from direct sunlight and extensive heat.

Post Application Instructions:

A freshly prepared surface should be allowed a drying time of minimum 2 weeks for proper film formation. Subsequently to remove stains, use a sponge and clean with mild detergent solution and wipe the surface. Remove stains to ensure best results.

Precautions:

a) Kindly refer to the MSDS of Emura Glossy Bharat which gives detailed information of safety measures while handling the paint.

b) Do not apply when ambient temperature is less than 10°C or If the temperature might drop to this level within 4 hours application.

c) Do not over thin or overextend the brush.

d) Do not use Redwop Universal Strainers or any other colorants after tinting without an approval from the technical division of Redwop.

e) Ensure that horizontal surfaces like top of windows, edges etc. are painted with 3 coats for greater protection.




1) Tinted paints need thorough shaking immediately after thinner addition as well as before use.

g) Stir well as before use.

Health & safety:

- Non-Flammable
- Keep out of reach of children and away from food, drink.
- May be harmful if swallowed. In case of ingestion seek immediate medical attention,
- Wear eye protection during application. In case of contact with eyes, rinse immediately with plenty of water and seek medical advice.
- In case of skin contact immediately wash skin with soap and plenty of water. Get medical attention if irritation develops or persists.
- Do not breathe vapour or spray. It is recommended to wear suitable nose pad during sanding and surface preparation to avoid dust inhalation.
- Do not pour leftover paint down the drain or in water courses.
- In the event of spills, contain spillage using sand or earth.
- Safety Data Sheet available for professional user on request.
- No added Lead, Mercury or Chromium compounds

	It is the practice of increasing efficiency with which buildings use resources- energy, water and materials-while reducing building impacts on human health and the environment.
	ISO 45001 is the world's international standard for occupational health and safety, issued to protect employees and visitors from work-related accidents and diseases.
	ISO 9001:2015 is a globally recognized standard for quality management systems (QMS). It helps organizations of all sizes and sectors to: Improve performance, Meet customer expectations, Demonstrate commitment to quality, and Identify and improve processes that lack consistency.
	ISO 14001 is the internationally recognized standard for environmental management systems (EMS). It provides a framework for organizations to design and implement an EMS, and continually improve their environmental performance

	This symbol is used to identify Redwop products which give off a low level of volatile organic compounds (VOC) as certified by GEV (Gemeinschaft Emissionskontrollierte Verlegewerkstoffe, Klebstoffe und Bauprodukte e.V.), an international organisation for controlling the level of emissions from products used for floors.
	Our Commitment To The Environment Redwop products assist Project Designers and Contractors create innovative LEED (The Leadership in Energy and Environmental Design) certified projects, in compliance with the U.S. Green Building Council.
	ISO/IEC 17025 enables laboratories to demonstrate that they operate competently and generate valid results, thereby promoting confidence in their work both nationally and around the world.