



Redwop[®]
INNOVATING FOR A BETTER WORLD

Construction Chemicals Product Portfolio



AIRPORT



BUILDINGS



RAILWAY



ROADWAYS



MARINE STRUCTURE

Contents

Redwop is a highly lauded name in the realm of industrial and domestic construction chemical production. We made humble beginnings in 2010 to become a 'go-to' construction chemical manufacturer in India.

We are known for offering a whole array of top-notch construction chemicals ranging from adhesives to waterproofing, wallputty, anchors, grouts, concrete admixtures, and flooring solutions among others.

Product Portfolio

| | |
|---------------------------|----|
| ■ Concrete Admixture | 4 |
| ■ Industrial Grout | 6 |
| ■ Sealant | 8 |
| ■ Tile & Stone Adhesive | 10 |
| ■ Waterproofing Chemicals | 16 |
| ■ Wall Putty & Paints | 18 |
| ■ Others | 20 |



DEFENCE STRUCTURE



DAM & IRRIGATION



OIL & GAS PLANT

Good Connections have to be solved

As a pioneering construction material and chemical producer, we are trusted by more than 1000 distributors across the nation and this number is increasing exponentially while you are reading this.



Owing to our expertise, avant-garde infrastructure, an unflinching focus on innovation, we have invariably served our worldwide clientele with best-in-breed construction products. Our solutions are widely used in residential and commercial construction. Whether you are looking for engineering & construction chemicals for your next big project from scratch or for repair & rehabilitation purposes, we have you covered.



CONCRETE ADMIXTURES

Involves a wide range of concrete admixtures solutions

What we offer in concrete admixtures solutions

- Wide range admixtures which permits concrete placement in congested reinforcement concrete
- Our engineering team provides technical support at every stage of the project
- Our systems are exclusively installed by our network of trained applicators

Why choose us

- Product quality
- Quick turnaround time
- Competitive rates
- 24x7 technical support
- Product customization
- Easy Solutions



PLASTCONE® AP211

WATER REDUCER

5, 10, 20, 50 & 200 kg.




HOW TO USE

Add 200gm. to 250gm. Plastcone AP211 per 50 kg of cement bag.

ADVANTAGE

- Increase strength of slab
- Improve effectiveness of water cement
- Prevent corrosion
- Maintain cohesiveness of concrete



PLASTCONE® HS200 (NORMAL)

SUPERPLASTICIZER

50 & 220 kg. HDPE drum



HOW TO USE

Recommended dosage as per guideline 0.6% to 1% by weight of cementitious content

WHERE TO USE

Precast concrete, PCC, RCC accelerating concrete work.



PLASTCONE® AW+

INTEGRAL WATERPROOFING COMPOUND

500ml., 1, 5, 10, 20, 50 & 200 ltr.



HOW TO USE

Add 200ml to 250ml Plastcone AW+ per 50kg of cement mixture running.

ADVANTAGE

- Increase strength of new slab
- Make your slab waterproof
- Prevent corrosion in steel bar
- Increase cohesiveness



BLOCKFAST® AC100

HARDENER - PAVER ADMIXTURE (Unreinforcement)

50 & 250 kg. HDPE drum



HOW TO USE

Recommended dosage as per guideline 0.6% to 1% by weight of cementitious content

WHERE TO USE

Precast concrete, PCC work, accelerating concrete work etc.



TILE GROUT & INDUSTRIAL GROUT

Involves a wide array of industrial grout solutions

What we offer in industrial grout solutions

- Range of grouts to add strength to wall tiles, floor tiles, interiors & exteriors while installation
- Our engineering team provides technical support at every stage of the project
- Our systems are exclusively installed by our network of trained applicators

Why choose us

- Product quality
- Quick turnaround time
- Competitive rates
- 24x7 technical support
- Product customization
- Easy Solutions



TERATILE™ GROUT

CEMENT BASED HIGH POLYMER GROUT

📦 500 gm & 1, 5, 20 kg.



HOW TO USE

In 1kg. Teratile Grout mix 100 to 200 ml. of Poly-GROUT and remaining water then that apply paste to groove

WHERE TO USE

To fill tiles / stone joints.

ADVANTAGE

High resistance against wearing Low water absorber, **24 colour Available**



EPTILE® GROUT

EPOXY TILE GROUT

📦 1, 5 & 20 kg. set



HOW TO USE

First mix 100gm. hardener & 200gm. resin, then add powder in that mixture, mix again, paste is ready to apply in tiles joints, clean surplus after half an hour with wet sponge.

WHERE TO USE

To fill Gap Joint between tile & Stone.

ADVANTAGE

Waterproof and acid proof



GR-65

NON SHRINK GROUT

📦 25 kg. bag




HOW TO USE

Add 4 to 4.50 ltr. water in 25kg. of Aracone GP2 bag, mix it with stirrer, Pour into machine foundation

WHERE TO USE

Grouting of base plates of turbine, compressors, boiler feed pumps, wide range of fixings, bathroom pipe outlet etc.



ANCHOSHINE® P FIX

POLYESTER RESIN ANCHORING GROUT

📦 500 gm., 1 & 5 kg.



HOW TO USE

Make paste by mixing powder and liquid proportionately, then fill that paste into hole.

WHERE TO USE

Anchoring bars into column, Pillars, Slabs

ADVANTAGE

Rapid strength gain, vibration resistant, corrosion resistant



SEALANT

Involves a wide array of sealant solutions

What we offer in sealant solutions

- Specially formulated bonding agents for aerated concrete
- Our engineering team provides technical support at every stage of the project
- High productivity and hassle-free usage. Total quality assurance, economical pricing and our network of trained applicators

Why choose us

- Product quality
- Quick turnaround time
- Competitive rates
- 24x7 technical support
- Product customization
- Easy Solutions



REDOSEAL[®] ACL

ACRYLIC SEALANT

📦 1, 5 & 20 kg.

HOW TO USE


Open seal, Ready to use and apply using trowel

WHERE TO USE

Joints between wooden and metal window frames joints between concrete and brickwork / Plaster cracks

COVERAGE

Depends on application.



REDOSEAL[®]

PU SEALANT

📦 600ml. capsule

HOW TO USE

Firmly extrude sealant into joint with help of gun, make sure that it is in full contact with the sides of joints

WHERE TO USE

- Building expansion joints where elasticity required
- External walling
- Curtain walling and cladding
- Panel wall, door and window perimeter sealing
- Sealing joints in precast elements
- Crack sealing in waterproofing works



REDOFLEX[®]

POLY SULPHIDE SEALANT

📦 4 & 25 kg. set

HOW TO USE

Resin and hardener to be mixed properly and fill it where requirements

WHERE TO USE

- Sealing movement joints in building
- Civil engineering structures, superstructure
- Reservoirs, floors, basement, subway
- RCC road Groove filling



FLASHSTRIP

BITUMEN FELT

HOW TO USE

Direct paste on leakage area.

WHERE TO USE

On steel sheet, cement sheet, fiber sheet etc to stop water leakage.

THICKNESS

1.5mm.

📦 50mm. x 10mtr., 100mm. x 10mtr, 150mm. x 10mtr.



TILE & STONE ADHESIVE

Involved of a wide range of tile & stone adhesive solutions

What we offer in tile & stone adhesive solutions

- Tile and stone fixing and grouting materials with excellent technical performance and competitive prices
- Our engineering team provides technical support at every stage of the project
- Our systems are exclusively installed by our network of trained applicators

Why choose us

- Product quality
- Quick turnaround time
- Competitive rates
- 24x7 technical support
- Product customization
- Easy Solutions



TERATILE™ CLASSIC

TILE ADHESIVE

📦 20 & 40 kg. bag

HOW TO USE

Add 3.50 ltr. water in to 20kg. of Teratiles Classic bag, mix it properly, now it's ready to use, apply with trowel.

WHERE TO USE

Ceramic tiles, Proceline tiles, High porosive stone

COVERAGE

50-60ft² per 20kg. bag @ 3mm. thickness*



TERATILE™ SILVER

POLYMER BASED TILE ADHESIVE

📦 20 & 40 kg. bag

HOW TO USE

Add 3.60 ltr. water in to 20kg. of Teratiles Silver bag, mix it properly, now it's ready to use, apply with trowel.

WHERE TO USE

Fixing (horizontal or vertical) Ceramic tiles, Vitrified tiles, Proceline tiles, Medium proceline stone.

COVERAGE

40-50ft² per 20kg. bag @ 3mm. thickness*



TERATILE™ GP

POLYMER BASED TILE ADHESIVE

📦 20 & 40 kg. bag

HOW TO USE

Add 3.65 ltr. water in to 20kg. of Teratiles GP bag, mix it properly, now it's ready to use, apply with trowel.

WHERE TO USE

Ceramic tiles, Proceline tiles, Vitrified tiles, Medium porosive stone

COVERAGE

40-50ft² per 20kg. bag @ 3mm. thickness*



TERATILE™ SINEX

HIGH POLYMER BASED TILE ADHESIVE

📦 20 & 40 kg. bag

HOW TO USE

Add 3.70 ltr. water in to 20kg. of Teratiles Sinex bag, mix it properly, now it's ready to use, apply with trowel.

WHERE TO USE

Ceramic tiles, Proceline tiles, Vitrified tiles, Low porosive stone

COVERAGE

50-60ft² per 20kg. bag @ 3mm. thickness*



TILE & STONE ADHESIVE

Involved of a wide range of tile & stone adhesive solutions



TERATILE™ MP

HIGH POLYMER BASED TILE ADHESIVE

📦 20 & 40 kg. bag

HOW TO USE

Add 3.75 ltr. water in to 20kg. of Teratite MP bag, mix it properly, now it's ready to use, apply with trowel.

WHERE TO USE

Ceramic tiles, Proceline tiles, Vitrified tiles, Low porosive stone

COVERAGE

40-50ft² per 20kg. bag @ 3mm. thickness*



TERATILE™ GOLD

HIGH POLYMER BASED TILE ADHESIVE

📦 20 & 40 kg. bag

HOW TO USE

Add 3.80 ltr. water in to 20kg. of Teratite Gold bag, mix it properly, now it's ready to use, apply with trowel.

WHERE TO USE

Fixing (horizontal or vertical) Ceramic tiles, Vitrified tiles, Proceline tiles, Low proceline stone.

COVERAGE

40-50ft² per 20kg. bag @ 3mm. thickness*



FLEXOPLUS®

EPOXY BASED ADHESIVE

📦 1, 2, 5, 10 & 20 kg. set

HOW TO USE

Mix base and hardener properly then apply.

WHERE TO USE

- Tiles/stone on woods
- Tiles on cement sheet
- Stone or Tile on Aluminum
- Artificial marble to cement wall

COVERAGE

20sq.ft per 2kg @ 1mm. thickness*



BLOCKFIX®

LIGHT WEIGHT BLOCK JOINING MORTAR

📦 40 kg. bag

HOW TO USE

Add Maximum 11.20 ltr. water in to 40 kg of Blockfix bag, Mix properly, ready to apply.

WHERE TO USE

To join light weight block in RCC and load bearing buildings

COVERAGE

Approximately 100sq.ft per 3mm 40kg. of bag but depends on block size.

TILE & STONE ADHESIVE

Involved of a wide range of tile & stone adhesive solutions



REDELTITE[®]-R

EPOXY ADHESIVE FOR BONDING WIDE VARIETY MATERIAL

HOW TO USE

Mix resin and hardener according to its weight ratio and then apply

WHERE TO USE

- Fix marble to marble
- Fix granite to marble
- Fix vitrified to wood, steel or aluminum.

ADVANTAGE

High bonding strength

📦 18, 36, 90, 180, 450, 900 gm., 1.8 kg & 9 kg.



REDELTITE[®]-STD

EPOXY ADHESIVE FOR BONDING WIDE VARIETY MATERIAL

HOW TO USE

Mix resin and hardener according to its weight ratio and then apply

WHERE TO USE

- Fix marble to marble
- Fix granite to marble
- Fix vitrified to wood, steel or aluminum.

ADVANTAGE

High bonding strength

📦 1.8 kg & 9 kg.



TERATILE™ DIAMOND

POLYMER MODIFIED TILE ADHESIVE

📦 20 & 40 kg. bag

HOW TO USE

Add 3.80 ltr. water in to 20kg. of Teratile Diamond bag, mix it properly, now it's ready to use, apply with trowel.

WHERE TO USE

Ceramic tiles, Proceline tiles, Vitrified tiles, Mosaic tiles, Low porous stone

COVERAGE

50-60ft² per 20kg. bag @ 3mm. thickness*



TERATILE™ PLATINUM

HIGH POLYMER BASED TILE ADHESIVE

📦 20 & 40 kg. bag

HOW TO USE

Add 3.90 ltr. water in to 20kg. of Teratile Platinum bag, mix it properly, now it's ready to use, apply with trowel.

WHERE TO USE

Ceramic tiles, Proceline tiles, Vitrified tiles, Mosaic, Low porous stone

COVERAGE

50-60ft² per 20kg. bag @ 3mm. thickness*



TERATILE™ PROLIX

HIGH POLYMER MODIFIED TILE ADHESIVE

📦 20 & 40 kg. bag

HOW TO USE

Add 5.20 ltr. water in to 20kg. of Teratile Prolix bag, mix it properly, now it's ready to use, apply with trowel.

WHERE TO USE

Ceramic tiles, Proceline tiles, Vitrified tiles, Mosaic tiles, Low porous stone

COVERAGE

50-60ft² per 20kg. bag @ 3mm. thickness*



TERATILE™ PROLIX EXTRA

EXTRA HIGH POLYMER MODIFIED TILE ADHESIVE

📦 20 & 40 kg. bag

HOW TO USE

Add 5.30 ltr. water in to 20kg. of Teratile Prolex Extra bag, mix it properly, now it's ready to use, apply with trowel.

WHERE TO USE

Fixing (horizontal or vertical) Ceramic tiles, Vitrified tiles, Proceline tiles, Low porous stone.

COVERAGE

50-60ft² per 20kg. bag @ 3mm. thickness*



WATERPROOFING CHEMICALS

Involved of a wide array of waterproofing solutions

What we offer in water proofing solutions

- We develop and manufacture premium water proofing systems
- Our engineering team provides technical support at every stage of the project
- Our systems are exclusively installed by our network of trained applicators

Why choose us

- Product quality
- Quick turnaround time
- Competitive rates
- 24x7 technical support
- Product customization
- Easy Solutions



POLYCOTE® WH

ACRYLIC POLYMER BASED WATERPROOFING 📦 500ml., 1, 5, 10, 20 50 & 200 ltr.

HOW TO USE

Apply with brush

Part 1: First Coat
(1kg. Polycote WH + 4kg. Cement + 2ltr. Water)

Part 2: Second Coat


(1kg. Polycote WH + 2kg. Cement + 0.250ltr. Water)

WHERE TO USE

Roof, Terraces, Water tank, Toilet-bathroom, Pools and Fountains

ADVANTAGE

Waterproofing



POLYCOTE® BB

ELASTOMERIC WATERPROOFING MEMBRANE

HOW TO USE

Add 5ltr. chemicals in 10kg. of powder, mix properly apply with brush

📦 3kg. kit (2kg powder + 1ltr liquid), 15kg. kit (10kg powder + 5ltr liquid), 30kg. kit (20kg powder + 10ltr liquid)

WHERE TO USE

Coating to stop leakage on RCC slab, Toilet, bathroom, Exterior Wall and Water tank

COVERAGE

100sq.ft. to 120sq.ft. per 15kg. set



SUPERKOT®

LIQUID MEMBRANE WATERPROOFING 📦 1, 5, 10 & 20 ltr.

HOW TO USE

Primer coat: Polycote WH first coat
Top coat: Superkot with brush & roller

WHERE TO USE

On RCC slab, cement sheet, exterior wall, Old & New Structure

COVERAGE

40 to 50ft. coat in paints application.*
20 to 30ft. coat in waterproofing application.*



SMARZKOT™

FLEXIBLE ELASTIC WATERPROOFING COATING 📦 1, 5, 10 & 20 kg.

HOW TO USE

Mix well before use in pre weighed bucket before application and directly apply on prepared surface with brush /roller

WHERE TO USE

Old & New concrete, Roofs, Balconies, Terrace, Verandah, Bridge-Decks, Tunnels, Stadium stands, Water tanks

RANGE

- Classic - 2k Elastic
- Advanced - Acrylic liquid membrane
- Premium - Aliphatic acrylic liquid membrane
- Platinum - PU based elastic coating

Advantages: * Low water vapor transmission * Eco-Friendly
* Easy in Application * Water based * Non-toxic

WALL PUTTY & PAINTS

Involved of a wide array of wall putty & paints

What we offer in wall putty & paints

- We develop and manufacture premium wall putty & paints
- Our engineering team provides technical support at every stage of the project
- Our systems are exclusively installed by our network of trained applicators

Why choose us

- Product quality
- Quick turnaround time
- Competitive rates
- 24x7 technical support
- Product customization
- Easy Solutions



WHITEPLAST®

WALL PUTTY

📦 1, 5, 20 & 40 kg. bag

HOW TO USE

Add 8.80 to 9 ltr. water into 20 kg of Whitplast bag, mix properly, then apply with putty knife.

WHERE TO USE

Suitable for exterior and interior wall.

COVERAGE

300 ft² per 20kg of Whitplast bag @ 300 micron thickness.





AREX[®] BLIZZ

FINISHES FOR EXTERIOR WALLS

📦 1, 4, 10 & 20Lit.

HOW TO USE

- Apply AREX BLIZZ with the help of brush/roller on the prepared surface.
- After first coat dry apply 2nd coat immediately.

WHERE TO USE

Helps to kill the growth of algae & fungus, & retain the initial beauty of your walls. Fights dust from settling on the walls, helping them retain its beauty.

COVERAGE

- Excellent resistance to ultraviolet radiation.
- Advanced Anti-algal Formula
- Excellent Dirt Pick up Resistance
- Excellent sheen



PRIMER WB

INTERIOR/EXTERIOR WATER BASED PRIMER

📦 1, 4, 10 & 20 ltr.

HOW TO USE

Apply by brush / roller after suitable thinning with water, allow drying for 5 min then apply recommended coat.

WHERE TO USE

Interior or exterior wall

COVERAGE

80 to 90 ft² per Lit. single coat



WOLFEX[®]

ACRYLIC DISTEMPER

📦 1, 2, 5, 10 & 20 kg. bucket

HOW TO USE


Add glue and coloring as per requirement wolfex bucket and mix properly, then apply using brush/roller.

WHERE TO USE

Concrete, Bricks, Wall.

COVERAGE

2 coat 80-100 ft² per lit.



MAZIKCOAT[®]

ANTI CARBONATION PAINT

📦 1, 5, 10 & 20 ltr.

HOW TO USE

After priming the substrate apply Mazikcoat using brush / roller over it and after 8 hours apply second coat as per requirement

WHERE TO USE

Marine structures, bridges, Protect structures from acid, rust chloride attack

COVERAGE

71 to 80 ft² per lit.



OTHERS

Involved of a wide array of construction chemical solutions



HARDFLOOR®

NON METALLIC FLOOR HARDENER

25 kg. bag

HOW TO USE

Add recommended amount of powder on freshly placed concrete floor and allow powder to absorb water from concrete and make level using leveling machine

WHERE TO USE

Garages, Parking area, Car washing center, Warehouse, Industrial floor

COVERAGE

Min 3kg per m² area.

COLORS

Grey, Green, Red & Blue



MICROCONE® RG(L)

MICRO CONCRETE

25 kg. Bag

HOW TO USE

Add 4.75 ltr. water in 25kg. of Microcone RG (L) bag, mix it well, then pour where required.

WHERE TO USE

- Heavily reinforcement area
- RCC Repairing work
- Concreting in accessible areas etc



RECLEANER[®]-100

TILE CLEANER

📦 500 ml, 1, 5, 10 & 20 ltr.

HOW TO USE

Direct apply with brush on tiles, clean after 5min with water.

WHERE TO USE

To clean tiles, granite, Marble.

COVERAGE

40 to 50 ft² per lit.



EPKOTE[®] ET140

COAL TAR EPOXY COATING

📦 30 kg. set

HOW TO USE


Mix resin & hardener and apply by brush / roller.

WHERE TO USE

Under ground concrete

COVERAGE

25 to 30ft per kg. at 3mm thickness.



POLYCOTE[®] WH-100

STRAIGHT TRANSPARENT POLYMER FOR EXTERIORS SURFACE

HOW TO USE

Before use mix well & directly apply on substrate using brush/ roller

WHERE TO USE

Roof, Terraces, Swimming Pool tiles, Pools & Fountains, Reservoirs & Channels, Toilet & Bathroom, External Walls.

COVERAGE

40 to 50 ft² per lit.

📦 1, 5, 10 & 20 lit.



BUTABOND[™] SBR

BONDING AGENT

HOW TO USE

Bonding agent for Patch repair work. Mix 5 to 9kg. in 50kg.cement bags for patching & repair mortar and plaster for masonry and for slurry bond coat 1:1:2 (SBR + Water + Cement)

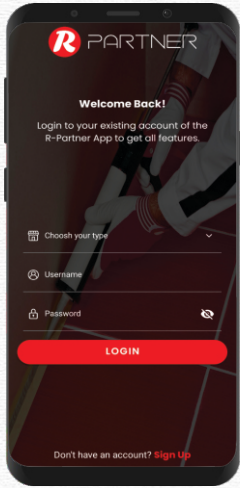
WHERE TO USE

For joint new and old slab, RCC repairing works, injection grouting.

ADVANTAGE

High adhesion, increase strength versatile, cost effective.

📦 100, 250, 500 ml., 1, 5, 10, 20, 50 & 200 ltr.



PARTNER

Our Application

R Partner Scan App is for usage by Redwop and Applicators who buy Redwop products. R Partner Scan App helps scan and validate QR codes on redeemable coupons in selected packs of Redwop products. These validated coupons would result in instant credit of the coupon value to the Wallet account updated by the user on the Redwop R Partner App.

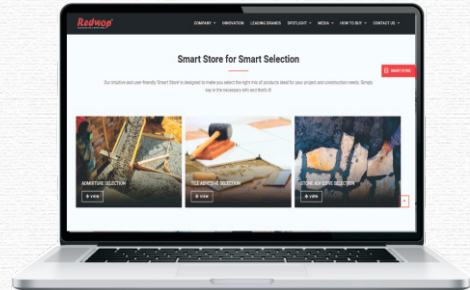
- Wallet
- Offer for you
- Coupons
- Notifications
- Scan Coupon to get Points
- View Wallet Transactions of scanned coupon



Smart Store for Smart Selection

Our intuitive and user-friendly 'Smart Store' is designed to make you select the right mix of products ideal for your project and construction needs. Simply key in the necessary info and that's it!

- Admixture Selection
- Tile Adhesive Selection
- Stone Adhesive Selection



www.redwop.net



Coverage Calculation of products

Calculate your required product quantity through this new feature

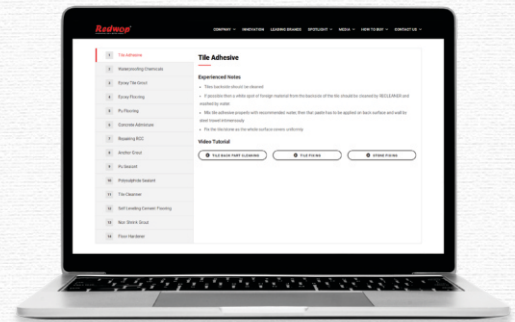
- Quick & easy calculations
- Product wise calculator
- 24X7 online free access

www.redwop.net

Knowledge Centre

Get yourself educated with Redwop product workshops and be different

- Product demonstration videos
- Expert technical guidance
- Knowledge-base for product usage



www.redwop.net



REDWOP CHEMICALS PVT. LTD.

2nd Floor, Pearl Plaza Complex, Nr. GT Sheth School, 150ft Ring Road,
Rajkot 360005, Gujarat, India



info@redwop.net



www.redwop.net



+91 97246 55551



+91 281 2576664